


HT - 20 PC

3/4" BSP/NPT Male Thread

The HT-20PC is a 3/4" part circle impact sprinkler for Efficient irrigation of field edges / turf application. Equipped with nozzles with integrated stream straightening vane for longer range with high water distribution uniformity.



HIGHLIGHTS

- **Adjustable part-circle arc control:** Ranging from 25 Degree to 335 Degree, allows coverage for specific parts without spraying areas that do not need water.
- **Uniform Water Distribution:** Ensures even coverage, with a spray reach of up to 15 metres, making it suitable for a wide range of applications.
- **Durability:** Heavy duty brass used for body, arm, nut, tube and nozzles while pivot pin and springs made of stainless steel.

TECHNICAL DATA

- Recommended Pressure 2.0 - 4.0 kg/cm² or 30 - 55Psi
- Recommended spacing up to 15m or 50ft for higher distribution uniformity.
- Trajectory Angle: 25°




Performance Table (HT - 20PC)

Nozzle Size		Pressure		Coverage Diameter		Flow Rate	
mm	inch	kg/cm ²	PSI	mtr	ft	LPH	GPM
3.96 x Plug	5/32" x Plug	2	28	27.0	88.6	830	3.7
		2.5	36	28.0	91.8	935	4.1
		3	43	29.4	96.4	1045	4.6
		3.5	50	30.2	99.1	1150	5.1
		4	57	30.6	100.4	1205	5.3
4.36 x 2.38	11/64" x 3/32"	2	28	26.8	87.9	1345	5.9
		2.5	36	29.0	95.1	1510	6.6
		3	43	30.0	98.4	1650	7.3
		3.5	50	30.4	99.7	1770	7.8
		4	57	31.4	103.0	1900	8.4
4.76 x Plug	3/16" x Plug	2	28	29.0	95.1	1175	5.2
		2.5	36	29.8	97.7	1345	5.9
		3	43	30.4	99.7	1465	6.5
		3.5	50	31.2	102.3	1570	6.9
		4	57	32.5	106.6	1700	7.5
4.76 x 3.17	3/16" x 1/8"	2	28	29.2	95.8	1650	7.3
		2.5	36	29.8	97.7	1835	8.1
		3	43	30.4	99.7	2000	8.8
		3.5	50	31.2	102.3	2155	9.5
		4	57	32.8	107.6	2315	10.2
5.15 x 3.17	13/64" x 1/8"	2	28	30.4	99.7	1830	8.1
		2.5	36	31.3	102.7	2050	9.0
		3	43	33.4	109.6	2250	9.9
		3.5	50	32.2	105.6	2390	10.5
		4	57	33.6	110.2	2575	11.3

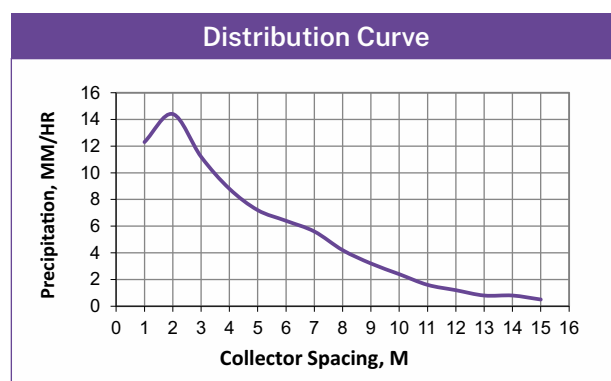
* Performance is based on ideal conditions of Temperature, wind velocity and Humidity.

• Tested at 100cm (3ft.) height above the ground.



HT-20PC ASDA

Nozzle Size: 4.36x2.38mm | Pressure: 3.0 kg/cm²



Spacing (m)	CU (%)	DU (%)	SC	PR (mm/hr)
12 x 12	93%	92%	1.1	11.5
13 x 13	92%	91%	1.1	9.8
14 x 14	90%	88%	1.2	8.4
15 x 15	87%	84%	1.3	7.3